



**Government of Maharashtra
Government Law College
'A', Road, Churchgate, Mumbai 20.**

Website - www.glcmbai.com Telephone No.:- 02222041707 Email - principal@glcmbai.com

GLC/Exam/2024-25/522

Date: - 10/02/2025

NOTICE

Filling of the Revaluation and Photocopy form for Regular students of 5 year Law Course of SEM III (Regular 75:25 Pattern)

The students, who wish to apply for Revaluation/ Photocopy of Five year Law Course of SEM III (Regular 75:25 Pattern) Examination held in First Half 2024, may fill the forms for Revaluation/ Photocopy from 10th February 2025 to 17th February 2025.

- Fees for Revaluation Rs. 125/- (per Subject) for SC, ST, OBC, NT, SEBC & EWS Students. Rs.250/- (per Subject) for General Students.
- Fees for Photocopy Rs. 25/- (per Subject) for SC, ST, OBC, NT, SEBC & EWS Students. Rs.50/- (per Subject) for General Students.

Note:- 1. Students have to take steps till 17th February 2025, no time extension is permitted.

Enclosed 1. SOP: Revaluation Form Filling – Mobile App

2. SOP: Photocopy Form Filling – Mobile App



Sd/-

Dr. Asmita A. Vaidya
Principal,
Government Law College

SOP: Exam Form Filling (Revaluation) – Mobile App

1. Accessing the Portal

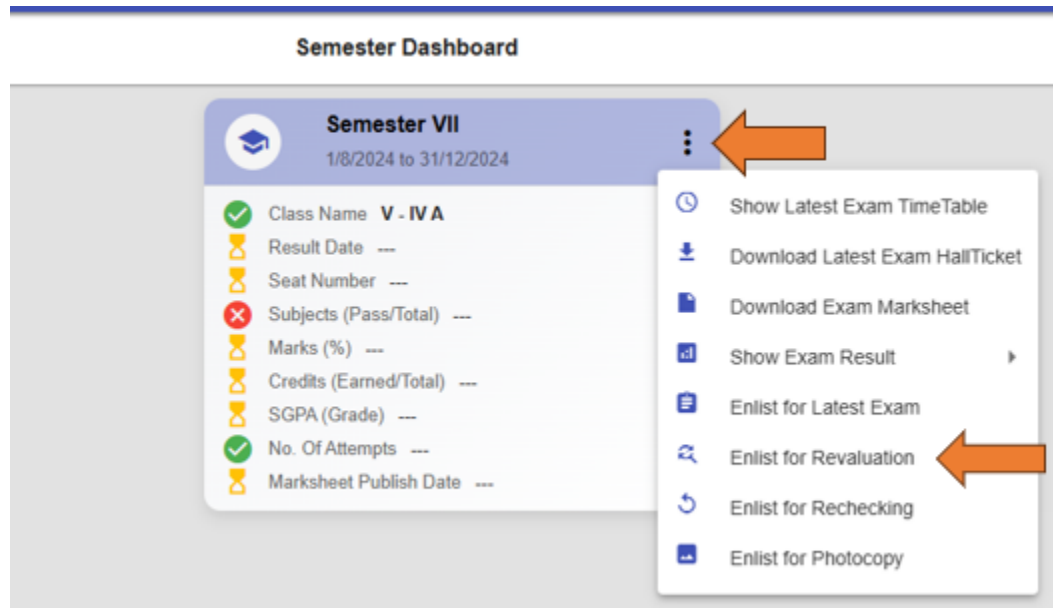
1. Open **Google Chrome** on your mobile device.
2. Visit: <https://m-glcmumbai.digitaledu.in/>
3. Click on the **Login** button in the top-right corner.

2. Login Process

1. Enter your **username** and **password** (same as used during admission).
2. If you forgot your credentials, log in using the **OTP verification via mobile number**.
3. **Important:** You can log in **only if your admission fee payment is confirmed**.
 - 3.1. If you have a **confirmed receipt** but still can't log in, contact the **Institute's Admin** for assistance.

3. Navigating to the Exam Section

1. After login, click the **menu drawer** (☰) on the upper-left corner.
2. Select **"Exam Menu"** to access the **Exam Dashboard**.



SOP: Exam Form Filling (Revaluation) – Mobile App

4. Selecting Subjects for Revaluation

1. Choose the subjects you wish to apply for revaluation from the list.
2. Click on **"Analyze Payment."** button.
3. The system will display the **payable amount** based on:
 - The number of subjects selected.
 - Your reservation quota (if applicable).
4. Select your preferred **payment gateway** and click **"Proceed."**

Request Revaluation

Please Select Subject's From Below List

Administrative Law [74102]
Subject-Name
V - IV A 2024 TERM 1 18 | 60 | 0
Class Year Term Total (min | max | obt)

Company Law [74105]
Subject-Name
V - IV A 2024 TERM 1 18 | 60 | 31
Class Year Term Total (min | max | obt)

Family Law II [74103]
Subject-Name
V - IV A 2024 TERM 1 18 | 60 | 30
Class Year Term Total (min | max | obt)

Transfer of Property Act and Easement Act [74104]
Subject-Name
V - IV A 2024 TERM 1 18 | 60 | 0
Class Year Term Total (min | max | obt)

Analyze Payment Button

You have to pay Rs: 125 [excluding taxes] via ONLINE for exam subject revaluation

Select payment option to proceed payment


EASYPAY

Proceed

SOP: Exam Form Filling (Revaluation) – Mobile App

5. Making the Payment

1. Based on the selected **payment gateway and mode**, applicable **platform charges and GST** will be added.
2. Enter the required details to **initiate and complete** the payment.
3. Upon successful payment, you will be **redirected to the Revaluation Form**.



Government Law College Mumbai

Student Name:	VASANT	Course Type:	-
Date of Payment:	06-02-2025	Class:	-
Transaction ID:	1738849522O423PG3946	Temporary No:	1738849522O423PG3946
Amount:	125		


URN : 168585699
(SAVE FOR FUTURE REFERENCE)


Terms and Conditions :

I accept the Terms and Conditions contained herein that shall apply to any person using the services of Easypay provided by Axis Bank for making payments through an online payment gateway service. Each User is therefore deemed to have read and accepted these Terms and

Payment Options

INTERNET BANKING | UPI | CARDS

 Pay at Axis Bank - Retail

 Other Banks

6. Important Notes

- **Subject selection is final after payment.** You cannot change subjects once the transaction is successful.
- **Revaluation Form & Payment are online only.** Offline submissions are **not allowed** at the university/institute level.
- **Download your payment receipt** from the "**Fees Menu**" after payment.

SOP: Exam Form Filling (PhotoCopy) – Mobile App

1. Accessing the Portal

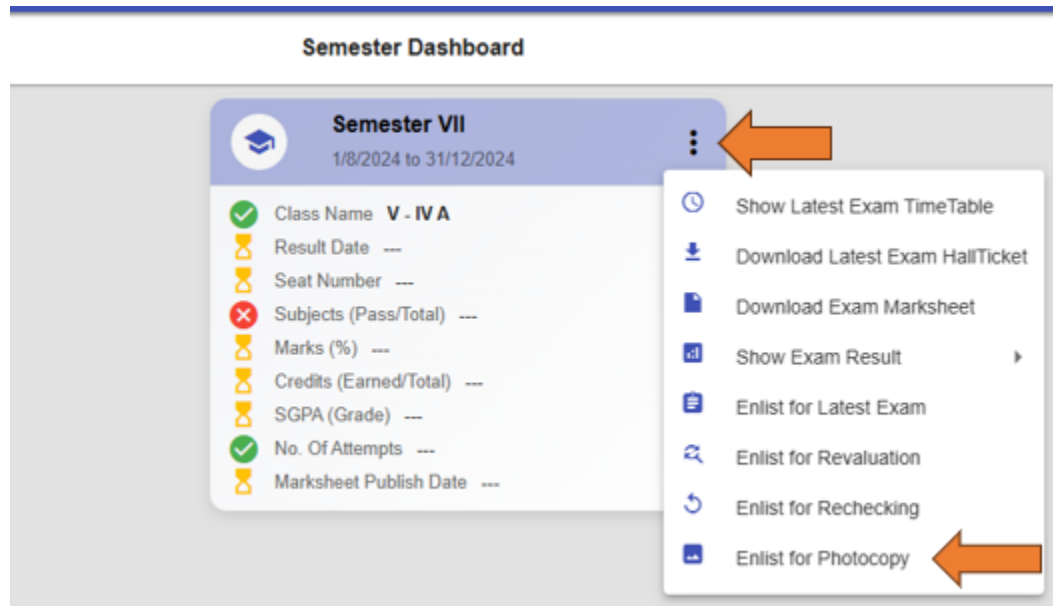
1. Open **Google Chrome** on your mobile device.
2. Visit: <https://m-glcmbai.digitaledu.in/>
3. Click on the **Login** button in the top-right corner.

2. Login Process

1. Enter your **username** and **password** (same as used during admission).
2. If you forgot your credentials, log in using the **OTP verification via mobile number**.
3. **Important:** You can log in **only if your admission fee payment is confirmed**.
 - 3.1. If you have a **confirmed receipt** but still can't log in, contact the **Institute's Admin** for assistance.

3. Navigating to the Exam Section

1. After login, click the **menu drawer** (☰) on the upper-left corner.
2. Select **"Exam Menu"** to access the **Exam Dashboard**.



SOP: Exam Form Filling (PhotoCopy) – Mobile App

4. Selecting Subjects for PhotoCopy

1. Choose the subjects you wish to apply for PhotoCopy from the list.
2. Click on **"Analyze Payment."** button.
3. The system will display the **payable amount** based on:
 - o The number of subjects selected.
 - o Your reservation quota (if applicable).
4. Select your preferred **payment gateway** and click **"Proceed."**

Request Photocopy

Please Select Subject's From Below List

Administrative Law [74102]
Subject-Name
V - IV A 2024 TERM 1 18 | 60 | 0
Class Year Term Total (min | max | obt)

Company Law [74105]
Subject-Name
V - IV A 2024 TERM 1 18 | 60 | 31
Class Year Term Total (min | max | obt)

Family Law II [74103]
Subject-Name
V - IV A 2024 TERM 1 18 | 60 | 30
Class Year Term Total (min | max | obt)

Transfer of Property Act and Easement Act [74104]
Subject-Name
V - IV A 2024 TERM 1 18 | 60 | 0
Class Year Term Total (min | max | obt)

Analyze Payment Button

You have to pay Rs: 25 [excluding taxes] via ONLINE for exam subject photocopy

Select payment option to proceed payment

EASYPAY

Proceed

SOP: Exam Form Filling (PhotoCopy) – Mobile App

5. Making the Payment

1. Based on the selected **payment gateway and mode**, applicable **platform charges and GST** will be added.
2. Enter the required details to **initiate and complete** the payment.
3. Upon successful payment, you will be **redirected to the PhotoCopy Form**.



Government Law College Mumbai

Student Name :	VASANT	Course Type :	-
Date of Payment :	06-02-2025	Class :	-
Transaction ID :	17388507900423PG3947	Temporary No :	17388507900423PG
Amount :	25		

URN : 168586325
(SAVE FOR FUTURE REFERENCE)

Terms and Conditions :

I accept the Terms and Conditions contained herein that shall apply to any person using the services of Easypay provided by A making payments through an online payment gateway service. Each User is therefore deemed to have read and accepted thes

Payment Options

INTERNET BANKING UPI CARDS

 Pay at Axis Bank - Retail

 Other Banks

6. Important Notes

- **Subject selection is final after payment.** You cannot change subjects once the transaction is successful.
- **PhotoCopy Form & Payment are online only.** Offline submissions are **not allowed** at the university/institute level.
- **Download your payment receipt** from the "**Fees Menu**" after payment.